









## Appendix 1

### Directorate Response Rates

	2019 responses	total population	2019 response rate %	2018 response rate	Direction of travel
Adult Services	247	645	38%	26%	
Children, Families and Education	283	663	43%	48%	
Culture, Leisure and Regulatory Services	167	202	83%	47%	
Executive	151	212	71%	n/a	n/a
Finance and Information Services	244	411	59%	75%	
Housing, Neighbourhood and Building Services	380	956	40%	44%	
Portsmouth International Port	58	78	74%	75%	
Public Health	27	33	82%	92%	
Regeneration	217	388	56%	55%	
Prefer not to say/unable to do so	38				
Total	1,812	3,666	49%	53%	